

Statement Showing Shareholding Pattern 30/06/2015

Category code	Category of Shareholder	Number of Shareholders	Table (I)(a)		Total shareholding as a percentage of total number of shares		Shares Pledged or otherwise encumbered	
			Total number of shares	Number of shares held in dematerialized form	As a percentage of (A+B) ¹	As a percentage of (A+B+C)	Number of shares	As a percentage
			(IV)	(V)	(VI)	(VII)	(VIII)	(IX)=(VIII)/(IV)*100
(A)	Shareholding of Promoter and							
1	Indian							
(a)	Individuals/ Hindu Undivided Family	6	509693	509693	9.79	9.79		0.00
(b)	Central Government/ State Government(s)				0.00	0.00		#DIV/0!
(c)	Bodies Corporate	6	3177047	3177047	61.00	61.00		0.00
(d)	Financial Institutions/ Banks				0.00	0.00		#DIV/0!
(e)	Any Others(Specify)				0.00	0.00		#DIV/0!
(e-i)					0.00	0.00		#DIV/0!
(e-ii)					0.00	0.00		#DIV/0!
	Sub Total(A)(1)	12	3686740	3686740	70.78	70.78	0	0.00
2	Foreign							
a	Individuals (Non-Residents Individuals/ Foreign Individuals)				0.00	0.00		#DIV/0!
b	Bodies Corporate				0.00	0.00		#DIV/0!
c	Institutions				0.00	0.00		#DIV/0!
d	Qualified Foreign Investor				0.00	0.00		#DIV/0!
e	Any Others(Specify)				0.00	0.00		#DIV/0!
e-i					0.00	0.00		#DIV/0!
e-ii								
	Sub Total(A)(2)	0	0	0	0.00	0.00	0	#DIV/0!
	Total Shareholding of Promoter and	12	3686740	3686740	70.78	70.78	0	0.00
(B)	Public shareholding							
1	Institutions							
(a)	Mutual Funds/ UFI				0.00	0.00		
(b)	Financial Institutions / Banks	4	378	114	0.01	0.01		
(c)	Central Government/ State Government(s)				0.00	0.00		
(d)	Venture Capital Funds				0.00	0.00		
(e)	Insurance Companies				0.00	0.00		
(f)	Foreign Institutional Investors	1	72168	72168	1.39	1.39		
(g)	Foreign Venture Capital Investors				0.00	0.00		
(h)	Qualified Foreign Investor				0.00	0.00		
(i)	Any Other (specify)				0.00	0.00		
(i-ii)					0.00	0.00		
(i-ii)								
	Sub-Total (B)(1)	5	72546	72282	1.39	1.39		

HARYANA CAPFIN LIMITED
 GURUGRAM


B 2	Non-institutions							
(a)	Bodies Corporate	150	528874	518931	10.15	10.15		
(b)	Individuals				0.00	0.00		
I	Individuals -i. Individual shareholders holding nominal share capital up to Rs 1 lakh	4336	770174	692657	14.79	14.79		
II	ii. Individual shareholders holding nominal share capital in excess of Rs. 1 lakh.	5	87707	87707	1.68	1.68		
(c)	Qualified Foreign Investor				0.00	0.00		
(d)	Any Other (specify)				0.00	0.00		
(d-i)	NRI	28	61910	61910	1.19	1.19		
(d-ii)	Corporate Body(Foreign)	1	1	0	0.00	0.00		
(d-ii)	Clearing Member	2	729	729	0.01	0.01		
	Sub-Total (B)(2)	4522	1449395	1361934	27.83	27.83		
(B)	Total Public Shareholding (B)= (B)(1)+(B)(2)	4527	1521941	1434216	29.22	29.22		
	TOTAL (A)+(B)	4539	5208681	5120956	100.00	100.00		
(C)	Shares held by Custodians and against which Depository Receipts have been issued							
1	Promoter and Promoter Group					0.00		#DIV/0!
2	Public					0.00		
	Sub-Total (C)	0	0	0		0	0	
	GRAND TOTAL (A)+(B)+(C)	4539	5208681	5120956		100.00	0	0.00



(1)(b) Statement showing holding of securities (including shares, warrants, convertible securities) of persons belonging to the category "Promoter and Promoter Group"


Sr. No.	Name of the shareholder	Details of Shares held		Encumbered shares (*)			Details of warrants		Details of convertible securities		Total shares (including underlying shares assuming full conversion of warrants and convertible securities) as a % of diluted share capital
		Number of shares held	As a % of grand total (A)+(B)+(C)	No.	As a percentage	As a % of grand total (A)+(B)+(C) of sub-clause (I)(a)	Number of warrants held	As a % of total number of warrants of the same class	Number of convertible securities held	As a % of total number of convertible securities of the same class	
(i)	(ii)	(iii)	(iv)	(v)	(vi)=(v)/(iii)*100	(vii)	(viii)	(ix)	(x)	(xi)	(xii)
1	SHRI DHARAM PAL JINDAL	27364	0.53		0.00	0.00		#DIV/0!		#DIV/0!	
2	D P JINDAL & SONS	141664	2.72		0.00	0.00		#DIV/0!		#DIV/0!	
3	SHRI SAKET JINDAL	117579	2.26		0.00	0.00		#DIV/0!		#DIV/0!	
4	SMT SAVITA JINDAL	157924	3.03		0.00	0.00		#DIV/0!		#DIV/0!	
5	SHRI RAGHAV JINDAL	7395	0.14		0.00	0.00		#DIV/0!		#DIV/0!	
6	SMT RACHNA JINDAL	57767	1.11		0.00	0.00		#DIV/0!		#DIV/0!	
7	BRAHMADEV HOLDING & TRADING LT	230375	4.81		0.00	0.00		#DIV/0!		#DIV/0!	
8	JINDAL GLOBAL FINANCE AND INVEST	1041466	19.99		0.00	0.00		#DIV/0!		#DIV/0!	
9	STABLE TRADING CO. LTD.	869090	16.69		0.00	0.00		#DIV/0!		#DIV/0!	
10	SUDHA APPARELS LTD	1014322	19.47		0.00	0.00		#DIV/0!		#DIV/0!	
11	CRISHPARK VINCOM LTD.	1737	0.03		0.00	0.00		#DIV/0!		#DIV/0!	
12	GLOBAL JINDAL FIN INVEST LTD.	57	0.00		0.00	0.00		#DIV/0!		#DIV/0!	
TOTAL		3686740	70.78	0	0.00	0.00	0	#DIV/0!	0	#DIV/0!	0

(*) The term "encumbrance" has the same meaning as assigned to it in regulation 28(3) of the SAST Regulations, 2011



(I)(c)(ii) Statement showing holding of securities (including shares, warrants, convertible securities) of persons (together with PAC) belonging to the category "Public" and holding more than 5% of the total number of shares of the company


Sr. No.	Name(s) of the shareholder(s) and the Persons Acting in Concert (PAC) with them	Number of shares	Shares as a percentage of total number of shares (i.e., Grand Total (A)+(B)+(C) indicated in Statement at para (I)(a) above)	Details of warrants		Details of convertible securities		Total shares (including underlying shares assuming full conversion of warrants and convertible securities) as a % of diluted share capital
				Number of warrants	As a % total number of warrants of the same class	Number of convertible securities held	% w.r.t total number of convertible securities of the same class	
1			0.00		0		0	
TOTAL		0	0.00	0	0	0	0	0



 ANANA CAPFIN LIMITED
 GURGAON

(D)(d) Statement showing details of locked-in shares


Sr. No.	Name of the shareholder	Number of locked-in shares	Locked-in shares as a percentage of total number of shares (i.e., Grand Total (A)+(B)+(C) indicated in Statement at para (D)(a) above)
1			0.00
TOTAL		0	0.00



A handwritten signature in black ink is written over a circular stamp. The stamp contains the text "ANNA CAPFIN L." in a circular arrangement. The signature is cursive and appears to be "V. ANNA CAPFIN L."

(IB(a) Statement showing details of Depository Receipts (DRs))

Sr. No.	Type of outstanding DR (ADRs, GDRs, SDRs, etc.)	Number of outstanding DRs	Number of shares underlying outstanding DRs	Shares underlying outstanding DRs as a percentage of total number of shares (i.e., Grand Total (A)+(B)+(C) indicated in Statement at para (I)(a) above)
1				0.00
2				0.00
TOTAL		0	0	0.00



(H)(b)

Statement showing holding of Depository Receipts (DRs), where underlying shares held by "promoter/promoter group" are in excess of 1% of the total number of shares

Sr. No.	Name of the DR Holder	Type of outstanding DR (ADRs, GDRs, SDRs, etc.)	Number of shares underlying outstanding DRs	Shares underlying outstanding DRs as a percentage of total number of shares (i.e., Grand Total (A)+(B)+(C) indicated in Statement at para (I)(a) above)
1				0.00
2				0.00
TOTAL			0	0.00

